

Guide for:

LOGGING INTO ALI CRM+NUFFO

Authoring Department: ADVANCEMENT SERVICES
 Contact: CHRISTINA PROVOST
 christina.provost@nufoundation.org
Anticipated Audience(s): UNF STAFF AND UNIVERSITY PARTNERS
 WITH ACCESS TO ALI CRM+NUFFO

Version 2.2 – last updated 03/06/2025

Table of Contents

Overview	2
Logging Into Ali CRM+NUFFO For University Staff.....	2
Logging Into Ali CRM+NUFFO For Non-University Staff.....	2
Change Password – For Foundation Login Accounts	3
Special Tips for Those Outside of the University and the Foundation.....	3
Additional Resources.....	4

Overview

Logging into Ali CRM+NUFFO is accomplished with Microsoft Sign-in to ensure data security. You are most likely familiar with this process as it is the same method used to sign into university system accounts.

Logging Into Ali CRM+NUFFO For University Staff

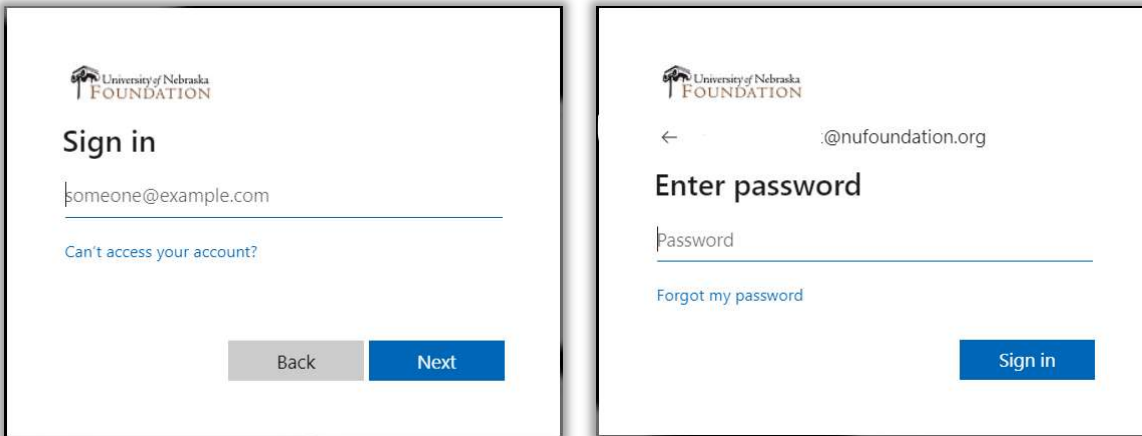
If you have a university account, select the University of Nebraska System login on the left side. Then sign into the TrueYou Identity Manager with your university username and password. Your university username ends with “@unl.edu”, “@unomaha.edu”, “@unk.edu”, “@unmc.edu”, “@huskers.com”, “@huskeralum.org”, or “@nebraska.edu”. If you are locked out of your account and need assistance, follow the normal university process to reset your password.



Logging Into Ali CRM+NUFFO For Non-University Staff

If you do not have a university account, select the University of Nebraska Foundation login on the right side. Then log in with your foundation username and password. Your foundation username ends with “@nufoundation.org”. You can have a foundation username and password even if you do not have a foundation email account. If you are locked out of your account, contact servicedesk@nufoundation.org. Do not click **Forgot my password**.





Change Password – For Foundation Login Accounts

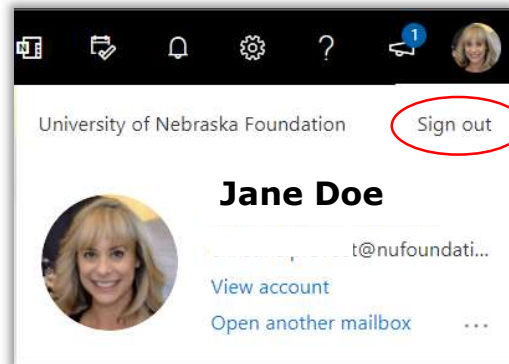
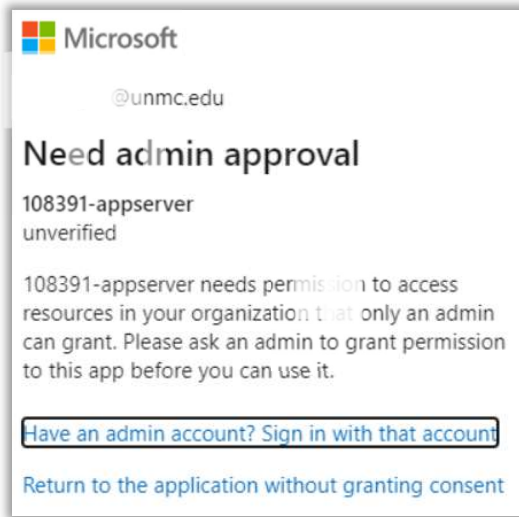
Prior to being locked out of your foundation account, change your password every 90 days [here](#). This does not apply to those signing in with university credentials. Note that the account you are changing your password for is displayed after signing in.

Password Rules

1. Passwords expire every 90 days.
2. Passwords must be ten (12) characters minimum.
3. Passwords may not contain your user account name.
4. Passwords may not contain two consecutive characters.
5. Passwords may not be a repeat of any of your last 24 passwords used.
6. Passwords must contain at least one character from each of the following four categories: uppercase letters, lowercase letters, numbers and special characters (e.g., !, @, #, \$).

Special Tips for Those Outside of the University and the Foundation

A common problem occurs when a user is signed into Microsoft Office 365 with their other work or personal Microsoft account and not their foundation account. If you see this screen, open another browser window and go to <https://office.com>. In the upper right corner, click on your initials or photo, and click **Sign out**. Then follow the login instructions again. When you need to switch back to your other work or personal account, go back to <https://office.com> and sign out of the foundation account.



Additional Resources

If you have questions about using Ali CRM+NUFFO, please refer to the [Ali Community page](#). To report a problem using Ali CRM+NUFFO, please email service@nufoundation.org.